

# COUNTY OF GILLESPIE

Kelly Eckhardt

County Treasurer

Gillespie County Courthouse  
101 West Main Street, Unit #5  
Room 106



Office 830-997-6521

FREDERICKSBURG, TEXAS  
78624-3700

## AFFIDAVIT


I, Kelly Eckhardt, Treasurer, in and for the County of Gillespie, State of Texas, do present the foregoing Monthly Report to be a true and correct statement, to the best of my knowledge, of all accounts under the control of the Gillespie County Treasurer for February 28, 2022.




Kelly Eckhardt, Gillespie County Treasurer

February 2022 Pooled Cash Receipts:	\$ 5,695,676.79
February 2022 Pooled Cash Disbursements:	\$ 1,656,962.74
February 2022 GF Pooled Cash	\$ 46,004,890.54
February 2022 Bond Interest and Sinking	\$ 236,956.71
February 2022 Jail Bond	\$ 151,189.89
February 2022 County Attorney HOT Funds	\$ 15,891.47
February 2022 District Clerk Operating	\$ 52,842.37
February 2022 County Clerk Operating	\$ 147,508.04
February 2022 JP #1 Operating	\$ 42,618.31
February 2022 JP #2 Operating	\$ 14,108.52
February 2022 JP #3 Operating	\$ 36,443.91
February 2022 JP #4 Operating	\$ 9,026.42
Total Available Cash	\$ 46,711,476.18


Presented, examined, and accepted at the regular term of Commissioners' Court, pursuant to LGC 114.026 on this the 28th day of March 2022




Mark Stroehrer, County Judge



Charles O'Farr, Commissioner, Pct.1




Keith Kramer, Commissioner, Pct.2



Dennis Neffendorf, Commissioner, Pct.3



Donnie Schuch, Commissioner, Pct.4



Mary Lynn Rusche, County Clerk

GILLESPIE COUNTY  
 POOLED CASH TRIAL BALANCE  
 AS OF FEBRUARY 28, 2022

FUND ACCT	DESCRIPTION	2/01/2022 BEGINNING BALANCE	FEBRUARY JOURNAL ENTRIES	FEBRUARY RECEIPTS	FEBRUARY DISBURSEMENTS	2/28/2022 ENDING BALANCE
10.100.1101	GENERAL FUND	\$26,777,647.85	\$9,217.58	\$4,705,452.77	(\$1,428,063.67)	\$30,064,254.53
<b>ROAD &amp; BRIDGE FUNDS</b>						
15.100.1101	COUNTY WIDE	\$3,837,444.72	\$0.00	\$879,158.98	(\$24,479.61)	\$4,692,124.09
16.100.1101	PRECINCT 1	\$653,073.01	\$0.00	\$577.26	(\$92,369.74)	\$561,280.53
17.100.1101	PRECINCT 2	\$341,923.87	\$0.00	\$14,044.65	(\$31,698.73)	\$324,269.79
18.100.1101	PRECINCT 3	\$295,362.30	\$0.00	\$37.08	(\$26,229.83)	\$269,169.55
19.100.1101	PRECINCT 4	\$325,415.38	\$0.00	\$41.19	(\$26,173.26)	\$299,283.29
	<b>TOTAL ROAD &amp; BRIDGE FUNDS</b>	<b>\$5,453,219.26</b>	<b>\$0.00</b>	<b>\$893,859.16</b>	<b>(\$200,951.17)</b>	<b>\$6,146,127.25</b>
<b>SPECIAL FUNDS</b>						
11.100.1101	NON-SPECIFIC GRANTS FUND	\$2,621,393.26	\$0.00	\$350.34	\$0.00	\$2,621,743.60
20.100.1101	LAW LIBRARY FUND	\$4,668.20	\$0.00	\$0.00	(\$708.00)	\$3,960.20
21.100.1101	LATERAL ROAD FUND	\$26,535.77	\$0.00	\$0.00	\$0.00	\$26,535.77
22.100.1101	STATE COURT COSTS, FEES, FINES FUND	(\$239.01)	\$0.00	\$0.00	\$0.00	(\$239.01)
24.100.1101	PROBATE TRAINING FUND	\$7,781.32	\$0.00	\$0.00	\$0.00	\$7,781.32
25.100.1101	COURT REPORTER SERVICE FUND	\$7,828.22	\$0.00	\$0.00	\$0.00	\$7,828.22
26.100.1101	GUARDIANSHIP FUND	\$46,909.49	\$0.00	\$0.00	\$0.00	\$46,909.49
27.100.1101	STATE WASTE WATER FEE FUND	\$785.00	\$0.00	\$250.00	\$0.00	\$1,035.00
28.100.1101	COUNTY RECORDS MANAGEMENT FUND	\$54,160.64	\$0.00	\$0.00	\$0.00	\$54,160.64
29.100.1101	COUNTY CLERK RECORDS MANAGEMENT FUND	\$177,543.55	\$0.00	\$0.00	(\$1,846.28)	\$175,697.27
30.100.1101	SHERIFF SEIZURE FUND	\$47,389.28	\$0.00	\$6.53	\$0.00	\$47,395.81
31.100.1101	JUSTICE COURT BUILDING SECURITY FUND	\$11,542.45	\$0.00	\$0.00	\$0.00	\$11,542.45
32.100.1101	COURTHOUSE SECURITY FUND	\$115,762.85	\$0.00	\$0.00	\$0.00	\$115,762.85
33.100.1101	COUNTY CLERK ARCHIVE FUND	\$157,020.00	\$0.00	\$0.00	\$0.00	\$157,020.00
34.100.1101	DISTRICT CLERK RECORDS MANAGEMENT FUND	\$18,638.19	\$0.00	\$0.00	\$0.00	\$18,638.19
35.100.1101	COUNTY & DISTRICT COURT TECHNOLOGY FUND	\$41,109.64	\$0.00	\$0.00	\$0.00	\$41,109.64
36.100.1101	OCCUPANCY TAX FUND	\$1,666,628.20	\$0.00	80,156.43	\$0.00	\$1,746,784.63
37.100.1101	PRETRIAL INTERVENTION FUND	\$168,672.78	\$0.00	\$0.00	\$0.00	\$168,672.78
40.100.1101	SHERIFF EQUITABLE SHARING FUND	\$0.00	\$0.00	\$0.00	\$0.00	\$0.00
41.100.1101	ELECTIONS ADMINISTRATION FUND	\$7,022.62	(\$5,500.00)	\$0.95	\$0.00	\$1,523.57
42.100.1101	ELECTIONS HAVA GRANT FUND	\$0.00	\$0.00	\$0.00	\$0.00	\$0.00
45.100.1101	COUNTY JURY FUND	\$561.43	\$0.00	\$0.00	\$0.00	\$561.43
46.100.1101	COUNTY SPECIALTY COURT FUND	\$7,921.02	\$0.00	\$0.00	\$0.00	\$7,921.02
47.100.1101	LOCAL TRUANCY P&D FUND	\$9,072.61	\$0.00	\$0.00	\$0.00	\$9,072.61
51.100.1101	JUSTICE COURT TECHNOLOGY FUND	\$96,684.42	\$0.00	\$0.00	\$0.00	\$96,684.42
70.100.1101	CAPITAL IMPROVEMENT/MAINTENANCE FUND	\$3,535,462.63	\$0.00	\$484.74	(\$14,337.00)	\$3,521,610.37
71.100.1101	AIRPORT CAPITAL PROJECT GRANT	\$15.18	\$0.00	\$0.00	\$0.00	\$15.18
72.100.1101	AIRPORT OPERATING FUND	\$552,087.84	\$0.00	\$11,777.70	(\$9,980.27)	\$553,885.27
76.100.1101	LEOSE TRAINING FUND-CONSTABLE PCT 3	\$1,298.20	\$0.00	\$554.65	\$0.00	\$1,852.85
77.100.1101	LEOSE TRAINING FUND-CONSTABLE PCT 4	\$0.00	\$0.00	\$0.00	\$0.00	\$0.00
78.100.1101	LEOSE TRAINING FUND-SHERIFF*	\$1,326.11	\$0.00	\$2,694.65	\$0.00	\$4,020.76
79.100.1101	LEOSE TRAINING FUND-CONSTABLE PCT 1	\$10,711.42	\$0.00	\$0.00	\$0.00	\$10,711.42
81.100.1101	TAX ASSESSOR COLLECTOR MVI FUND	\$106.75	\$0.00	\$0.00	\$0.00	\$106.75
82.100.1101	LEOSE TRAINING FUND-CONSTABLE PCT 2	\$8,883.64	\$0.00	\$0.00	\$0.00	\$8,883.64
83.100.1101	APPELLATE JUDICIAL SYSTEM FUND	\$0.00	\$0.00	\$0.00	\$0.00	\$0.00
84.100.1101	ALTERNATIVE DISPUTE RESOLUTION FUND	\$0.00	\$0.00	\$0.00	\$0.00	\$0.00
89.100.1101	McDERMOTT BUILDING FUND	\$117,699.14	\$0.00	\$16.20	\$0.00	\$117,715.34
90.100.1101	UNCLAIMED MONIES FUND	\$41,962.35	\$0.00	\$50.00	\$0.00	\$42,012.35
92.100.1101	BREITEN FUND	\$165,625.62	\$0.00	\$22.67	(\$1,076.35)	\$164,571.94
93.100.1101	SHERIFF ABANDONED VEHICLE FUND	\$1,020.99	\$0.00	\$0.00	\$0.00	\$1,020.99
	<b>TOTAL SPECIAL FUNDS</b>	<b>\$9,731,591.80</b>	<b>(\$5,500.00)</b>	<b>\$96,364.86</b>	<b>(\$27,947.90)</b>	<b>\$9,794,508.76</b>
	<b>TOTAL POOLED CASH</b>	<b>\$41,962,458.91</b>	<b>\$3,717.58</b>	<b>\$5,695,676.79</b>	<b>(\$1,656,962.74)</b>	<b>\$46,004,890.54</b>

GILLESPIE COUNTY  
 NON-POOLED CASH  
 AS OF FEBRUARY 28, 2022

FUND ACCT	DESCRIPTION	2/1/2022 BEGINNING BALANCE	FEBRUARY JOURNAL ENTRIES	FEBRUARY RECEIPTS	FEBRUARY DISBURSEMENTS	2/28/2022 ENDING BALANCE
43.100.1101	JUSTICE OF PEACE NO 3	\$20,858.63	\$2,638.00	\$15,101.98	(\$2,154.70)	\$36,443.91
44.100.1101	JUSTICE OF PEACE NO 4	\$4,475.45	\$121.00	\$4,797.17	(\$367.20)	\$9,026.42
61.100.1101	GOB SERIES 2013 JAIL PROJECT	\$48,414.50	\$0.00	\$3.71	\$0.00	\$48,418.21
61.100.1105	GOB SERIES 2013 JAIL PROJECT TEXPOOL	\$102,761.98	\$0.00	\$9.70	\$0.00	\$102,771.68
62.100.1101	GOB SERIES 2013 INT & SINK	\$820,094.62	\$0.00	\$226,622.83	(\$809,760.74)	\$236,956.71
80.100.1101	COUNTY ATTORNEY HOT CHECK	\$15,660.21	\$0.00	\$245.26	(\$14.00)	\$15,891.47
85.100.1101	JUSTICE OF PEACE NO 1	\$36,361.00	\$442.00	\$5,815.31	\$0.00	\$42,618.31
86.100.1101	JUSTICE OF PEACE NO 2	\$6,860.51	\$93.00	\$7,360.71	(\$205.70)	\$14,108.52
94.100.1101	COUNTY CLERK OPERATING	\$59,232.52	(\$849.00)	\$89,124.52	\$0.00	\$147,508.04
95.100.1101	DISTRICT CLERK OPERATING	\$26,236.85	\$853.88	\$27,970.64	(\$2,219.00)	\$52,842.37
TOTAL NON-POOLED CASH		\$1,140,956.27	\$3,298.88	\$377,051.83	(\$814,721.34)	\$706,585.64

**GILLESPIE COUNTY  
BANK BALANCES  
AS OF FEBRUARY 28, 2022**

	<b>BANK</b>	<b>2/28/2022</b>	<b>2/28/2022</b>	<b>2/28/2022</b>	<b>2/28/2022</b>
	<b>BALANCE</b>	<b>DEPOSIT IN TRANSIT</b>	<b>OUTSTANDING CHECKS</b>	<b>ADJUSTED BANK BALANCE</b>	<b>GL BALANCE</b>
GENERAL INVESTMENT SWEEP	\$36,077,277.19	\$50,100.95	(\$720,701.42)	\$35,406,676.72	\$35,406,676.72
COUNTY ATTORNEY HOT CHECK	\$16,571.12	\$0.00	(\$679.65)	\$15,891.47	\$15,891.47
COUNTY CLERK OPERATING	\$141,665.57	\$8,204.00	(\$2,361.53)	\$147,508.04	\$147,508.04
DISTRICT CLERK OPERATING	\$67,121.77	\$1,625.75	(\$15,905.15)	\$52,842.37	\$52,842.37
GOB SERIES 2013 INT & SINK	\$233,928.79	\$3,027.92	\$0.00	\$236,956.71	\$236,956.71
GOB SERIES 2013 JAIL PROJECT	\$48,418.21	\$0.00	\$0.00	\$48,418.21	\$48,418.21
GOB SERIES 2013 JAIL PROJECT TEXPOOL	\$102,771.68	\$0.00	\$0.00	\$102,771.68	\$102,771.68
JUSTICE OF PEACE NO 1	\$43,306.19	\$461.00	(\$1,148.88)	\$42,618.31	\$42,618.31
JUSTICE OF PEACE NO 2	\$14,224.65	\$774.00	(\$890.13)	\$14,108.52	\$14,108.52
JUSTICE OF PEACE NO 3	\$35,486.01	\$1,323.00	(\$365.10)	\$36,443.91	\$36,443.91
JUSTICE OF PEACE NO 4	\$8,252.34	\$778.33	(\$4.25)	\$9,026.42	\$9,026.42



# My Pooled Cash Report

Gillespie County, TX

For the Period Ending 2/28/2022

ACCOUNT #	ACCOUNT NAME	BEGINNING BALANCE	CURRENT ACTIVITY	CURRENT BALANCE
<b>CLAIM ON CASH</b>				
10.100.1100	General Fund	\$26,777,647.85	\$3,286,606.68	\$30,064,254.53
11.100.1100	Non-Specific Grants Fund	\$2,621,393.26	\$350.34	\$2,621,743.60
15.100.1100	County Wide R&B	\$3,837,444.72	\$854,679.37	\$4,692,124.09
16.100.1100	Precinct 1 R&B	\$653,073.01	-\$91,792.48	\$561,280.53
17.100.1100	Precinct 2 R&B	\$341,923.87	-\$17,654.08	\$324,269.79
18.100.1100	Precinct 3 R&B	\$295,362.30	-\$26,192.75	\$269,169.55
19.100.1100	Precinct 4 R&B	\$325,415.36	-\$26,132.07	\$299,283.29
20.100.1100	Law Library Fund	\$4,668.20	-\$708.00	\$3,960.20
21.100.1100	Lateral Road Fund	\$26,535.77	\$0.00	\$26,535.77
22.100.1100	State Court Cost, Fees, Fines Fund	-\$239.01	\$0.00	-\$239.01
24.100.1100	Probate Training Fund	\$7,781.32	\$0.00	\$7,781.32
25.100.1100	Court Reporter Service Fund	\$7,828.22	\$0.00	\$7,828.22
26.100.1100	Guardianship Fund	\$46,909.49	\$0.00	\$46,909.49
27.100.1100	State Waste Water Fee Fund	\$785.00	\$250.00	\$1,035.00
28.100.1100	County Records Management Fund	\$54,160.64	\$0.00	\$54,160.64
29.100.1100	County Clerk Records Management Fund	\$177,543.55	-\$1,846.28	\$175,697.27
30.100.1100	Sheriff Seizure Fund	\$47,389.28	\$6.53	\$47,395.81
31.100.1100	Justice Court Building Security Fund	\$11,542.45	\$0.00	\$11,542.45
32.100.1100	Courthouse Security Fund	\$115,762.85	\$0.00	\$115,762.85
33.100.1100	County Clerk Archive Fund	\$157,020.00	\$0.00	\$157,020.00
34.100.1100	District Clerk Records Management Fund	\$18,638.19	\$0.00	\$18,638.19
35.100.1100	County & District Court Technology Fund	\$41,109.64	\$0.00	\$41,109.64
36.100.1100	Hotel Occupancy Tax Fund	\$1,666,628.20	\$80,156.43	\$1,746,784.63
37.100.1100	Pretrial Intervention Fund	\$168,672.78	\$0.00	\$168,672.78
40.100.1100	Sheriff Equitable Sharing Fund	\$0.00	\$0.00	\$0.00
41.100.1100	Elections Administration Fund	\$7,022.62	-\$5,499.05	\$1,523.57
42.100.1100	Election HAVA Grant Fund	\$0.00	\$0.00	\$0.00
45.100.1100	County Jury Fund	\$561.43	\$0.00	\$561.43
46.100.1100	County Specialty Court Fund	\$7,921.02	\$0.00	\$7,921.02
47.100.1100	Local Truancy P&D Fund	\$9,072.61	\$0.00	\$9,072.61
51.100.1100	Justice Court Technology Fund	\$96,684.42	\$0.00	\$96,684.42
70.100.1100	Capital Improvement/Maintenance Fund	\$3,535,462.63	-\$13,852.26	\$3,521,610.37
71.100.1100	Airport Capital Grant Fund	\$15.18	\$0.00	\$15.18
72.100.1100	Airport Operating Fund	\$552,087.84	\$1,797.43	\$553,885.27
76.100.1100	LEOSE Training Fund-Constable PCT 3	\$1,298.20	\$554.65	\$1,852.85
77.100.1100	LEOSE Training Fund-Constable PCT 4	\$0.00	\$0.00	\$0.00
78.100.1100	LEOSE Training Fund-Sheriff	\$1,326.11	\$2,694.65	\$4,020.76
79.100.1100	LEOSE Training Fund-Constable PCT 1	\$10,711.42	\$0.00	\$10,711.42
81.100.1100	Tax Assessor Collector MVI Fund	\$106.75	\$0.00	\$106.75
82.100.1100	LEOSE Training Fund-Constable PCT 2	\$8,883.64	\$0.00	\$8,883.64
83.100.1100	Appellate Judicial System Fund	\$0.00	\$0.00	\$0.00
84.100.1100	Alternative Dispute Resolution Fund	\$0.00	\$0.00	\$0.00
89.100.1100	McDermott Building Fund	\$117,699.14	\$16.20	\$117,715.34
90.100.1100	Unclaimed Monies Fund	\$41,962.35	\$50.00	\$42,012.35
92.100.1100	Breiten Fund	\$165,625.62	-\$1,053.68	\$164,571.94
93.100.1100	Sheriff Abandoned Vehicle Fund	\$1,020.99	\$0.00	\$1,020.99
<b>TOTAL CLAIM ON CASH</b>		<b>\$41,962,458.91</b>	<b>\$4,042,431.63</b>	<b>\$46,004,890.54</b>

## CASH IN BANK

ACCOUNT #	ACCOUNT NAME	BEGINNING BALANCE	CURRENT ACTIVITY	CURRENT BALANCE
<b>Cash in Bank</b>				
99.100.1101	GENERAL INVESTMENT SWEEP	\$32,112,200.61	\$3,294,476.11	\$35,406,676.72
99.100.1106	TEXPOOL	\$3,172,492.31	\$153.77	\$3,172,646.08
99.100.1107	TXCLASS	\$1,565,426.09	\$147.57	\$1,565,573.66

<u>99.100.1108</u>	CD-0154 SSB&T	\$256,799.71	\$87.24	\$256,886.95
<u>99.100.1109</u>	CD-0220 SSB&T	\$259,054.39	\$110.01	\$259,164.40
<u>99.100.1111</u>	CD-0055 SSB&T	\$313,693.00	\$133.21	\$313,826.21
<u>99.100.1116</u>	CD-4948 TRB	\$152,632.21	\$16.85	\$152,649.06
<u>99.100.1118</u>	CD-4860 TRB	\$102,719.70	\$24.43	\$102,744.13
<u>99.100.1122</u>	MBS-BROKERED CDS	\$994,000.00	\$746,400.45	\$1,740,400.45
<u>99.100.1123</u>	CD-1707 SSB&T	\$250,943.35	\$106.57	\$251,049.92
<u>99.100.1124</u>	CD-1921 SSB&T	\$1,002,347.56	\$340.52	\$1,002,688.08
<u>99.100.1125</u>	CD-2077 SSB&T	\$500,838.91	\$170.15	\$501,009.06
<u>99.100.1126</u>	CD-2085 SSB&T	\$500,000.00	\$0.00	\$500,000.00
<u>99.100.1127</u>	CD-2127 SSB&T	\$416,730.30	\$141.57	\$416,871.87
<u>99.100.1128</u>	CD-2275 SSB&T	\$362,580.77	\$123.18	\$362,703.95
<b>TOTAL: Cash in Bank</b>		<u>\$41,962,458.91</u>	<u>\$4,042,431.63</u>	<u>\$46,004,890.54</u>
<b>TOTAL CASH IN BANK</b>		<u>\$41,962,458.91</u>	<u>\$4,042,431.63</u>	<u>\$46,004,890.54</u>